



# PORTFOLIO

Vina Puspita ([vpuspita@lincoln.ac.uk](mailto:vpuspita@lincoln.ac.uk))



# **Participatory Arts for Meaningful Child Participation in Peacebuilding: A Case Study of the MAP Project in Indonesia**


**Vina Puspita**

School of Creative Arts  
College of Arts, Social Sciences and Humanities  
2024

This portfolio serves as the body of work, documenting the artistic practice submitted as part of practice-based PhD research degree.


It is accompanied by a written thesis that provides further context and analysis.

**Note: All individuals featured in this portfolio have given their consent to be photographed or filmed and have been informed of how the material will be used.**



## **Table of Content**

Introduction to research project .....	5
Key interdisciplinary components .....	10
Participatory murals process .....	11
Timeline .....	12
Journey of the study .....	13
Study 1: Mural project at the RPTRA of CBU Urban Village.....	14
Study 2: Mural project at the Jatinegara Sub-district office, East Jakarta.....	20
Study 3: Mural project at RPTRA of Bidara Cina Urban Village.....	33
Study 4: Mural project under Kampung Melayu flyover bridge, East Jakarta.....	44
Toolkit: Mural guidebook .....	57
Links .....	60



## Introduction to research project

My practice-based research explores participatory art with young people in urban neighbourhoods in Jakarta to promote meaningful participation in peacebuilding. Focusing on the use of murals with children at risk of violence to express social and environmental issues, my study proposes a model of community-based participatory mural art that places children at the centre, working alongside local leaders. The study explores the potential of public art to promote power-sharing and intergenerational collaboration, while challenging the idea of children's participation in public space in Jakarta, which has been contested. The research project involves young people aged 12-18, primarily but not limited to those who are members of the Children's Forums at the urban village level. In total, 49 children participated in the study, although the number varied between each mural project.

Through a series of mural projects, they work with different levels of government agencies and occupy different types of spaces. The study highlights the importance of child-friendly approaches, such as collaborative mural painting, in facilitating children's participation in society and encouraging critical reflection on their conditions. It reveals the complex issues facing young people in urban Jakarta and demonstrates how art can be used as a tool for advocacy and for bringing local leaders and young people into dialogue.


This study is in connection to the Mobile Arts for Peace (MAP): Informing the National Curriculum and Youth Policy for Peacebuilding in Kyrgyzstan, Rwanda, Indonesia, and Nepal (2020-2024).



## A CASE STUDY OF THE MAP PROJECT IN INDONESIA

### **Mobile Arts for Peace (MAP)**

is a four-year international, multi-disciplinary project (2020-2024) funded by GCRF AHRC, which provides a comparative approach on the use of interdisciplinary arts-based practices for peacebuilding in Kyrgyzstan, Rwanda, Indonesia and Nepal.





## PARTICIPANTS


**49 young people aged 12-18, primarily but not limited to members of the Children's Forums at the urban village level in East Jakarta.**

It began with MAP participants who are affiliated with Children's Forum in CBU Urban Village, an organically expanded to wider networks of Children's Forums within the Jatinegara Sub-district and non-Children Forums.



Participatory Arts for  
Meaningful Child Participation  
in Peacebuilding



children at risk of violence  
age 12- 18  
in Jakarta, Indonesia.



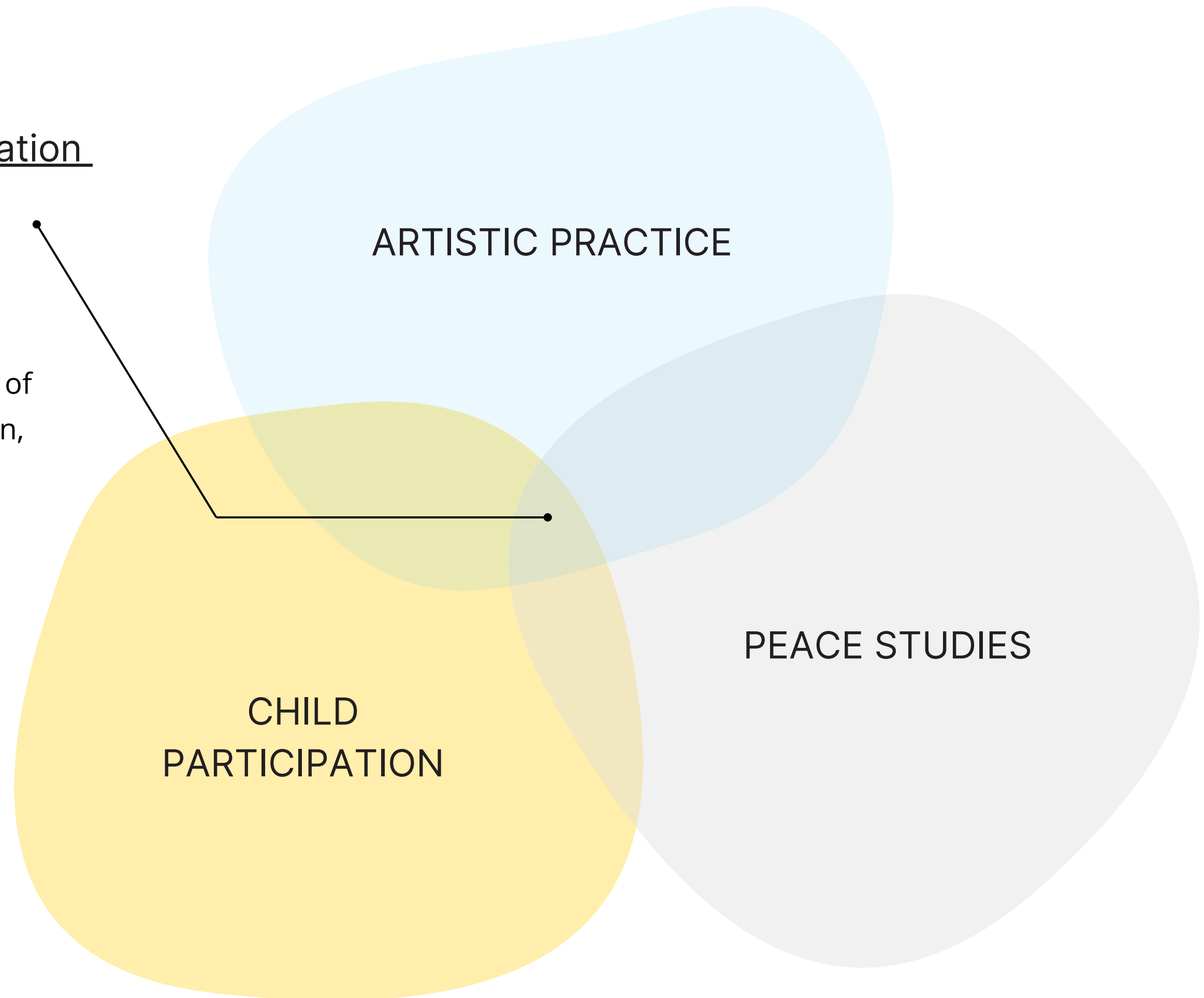
- children occupying public space
- participatory approach
- power-sharing and meaningful collaboration
- active role in decision-making and art-making
- addressing youth issues, overcoming prejudice, and influencing policy





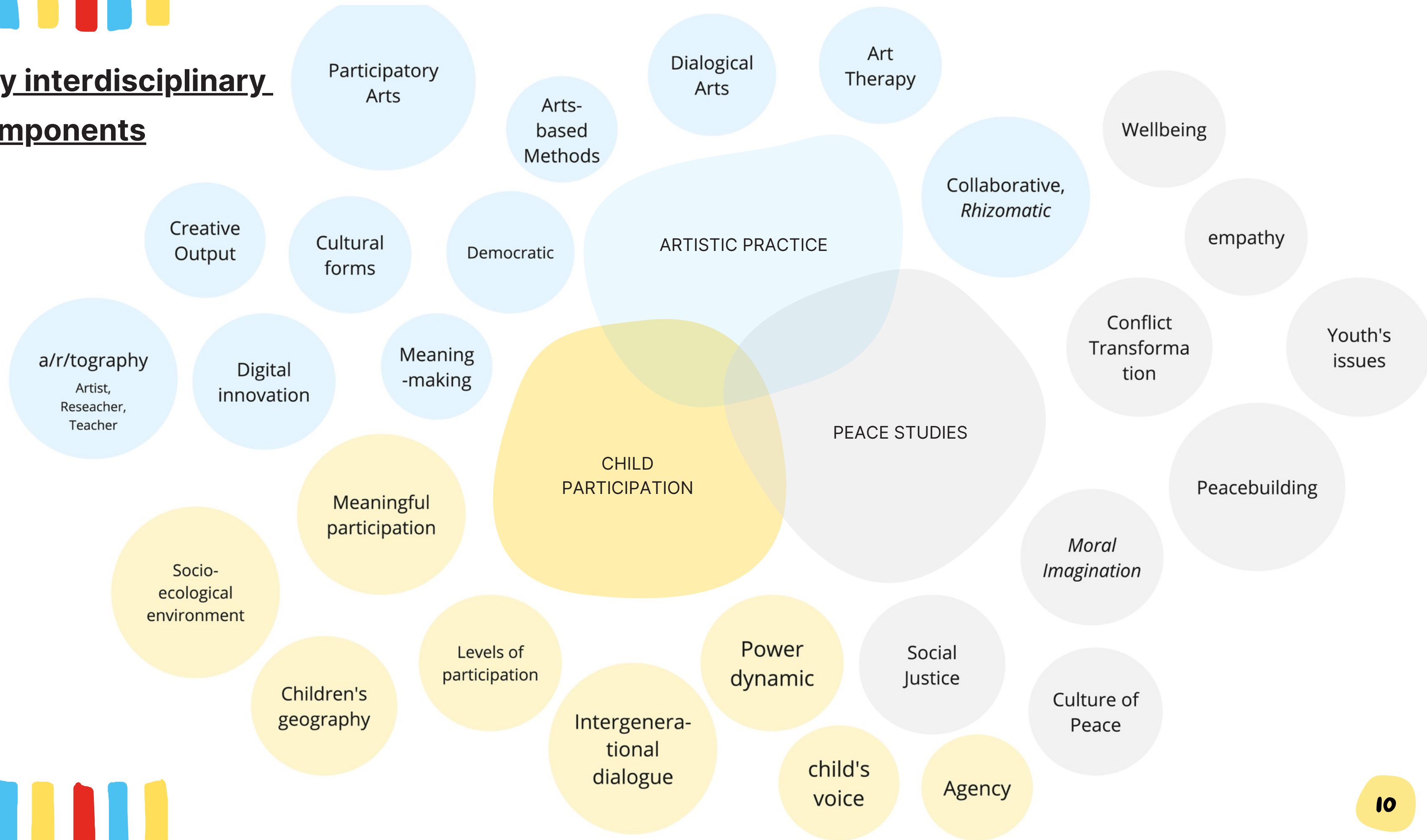
Participatory Arts for  
Meaningful Child Participation  
in Peacebuilding

This study sits at the intersection of  
artistic practice, child participation,  
and peace studies.





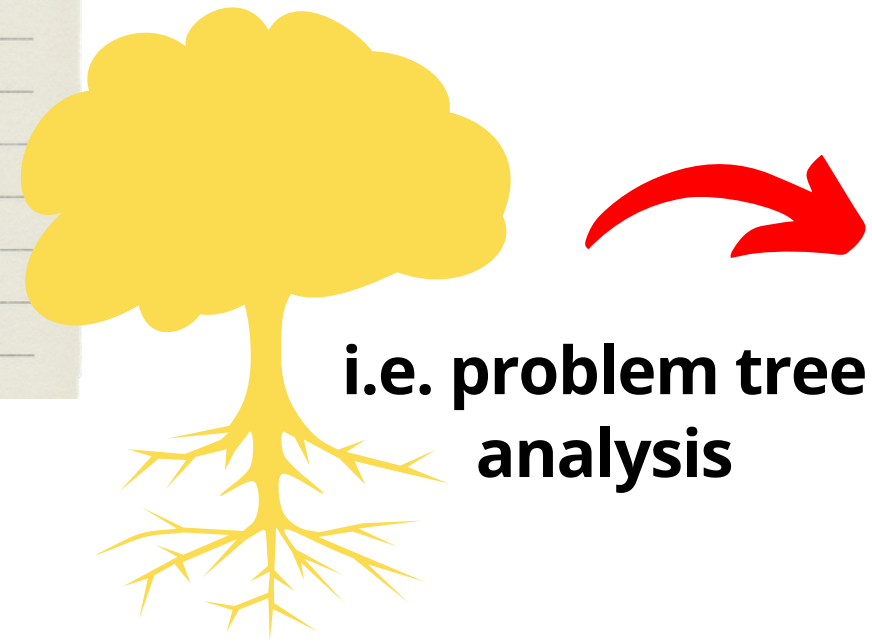
**Key interdisciplinary components**





## Participatory murals process


Group discussion to identify problems, causes and consequences



idea of the mural




text



sketching



consulting local leader



composition



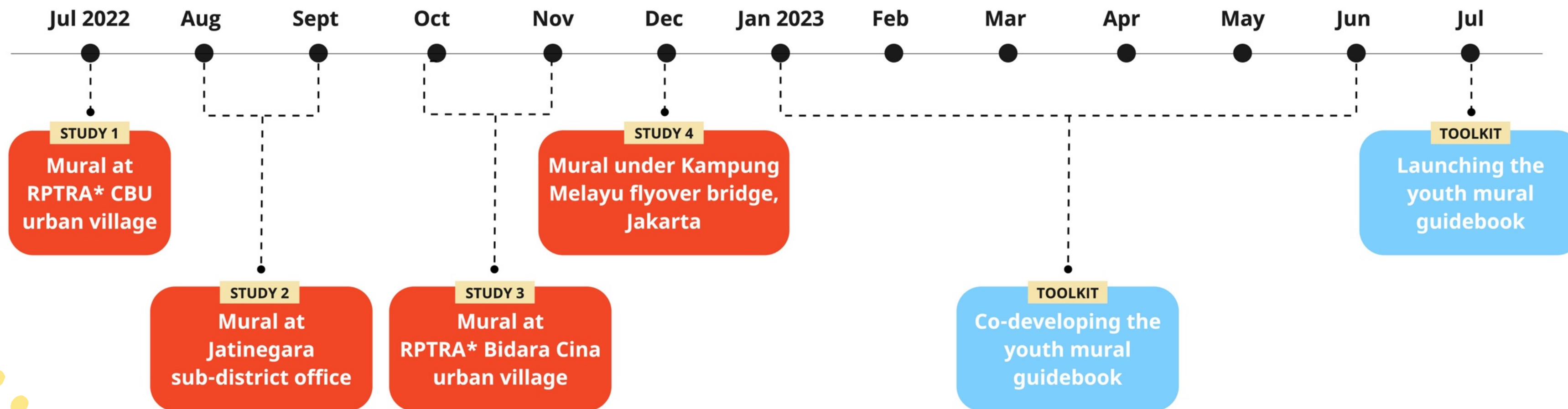
audience with local leader




painting the wall



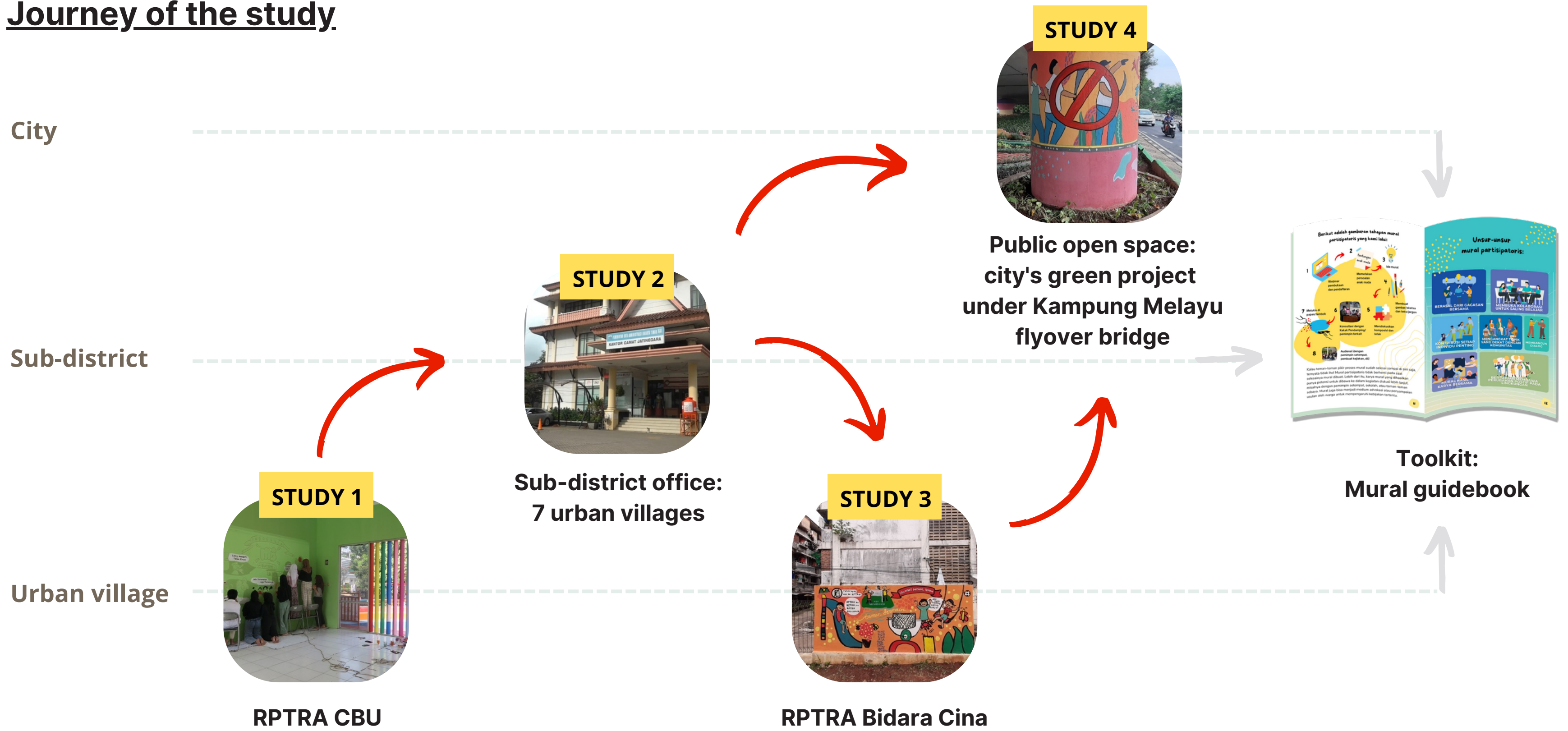
## Timeline




\* RPTRA *Ruang Publik Terpadu Ramah Anak*  
(Child-Friendly Integrated Public Space)



# Journey of the study




= influencing



# Study 1

Mural project at the RPTRA (Child-Friendly Integrated Public Space) of CBU Urban Village



3 sessions (on-site) =  
3 days at the weekends for  
5 hours/day




8 members and  
1 youth facilitator of  
CBU Children's Forum.

They have previously  
participated in the MAP project.



Murals on 2 walls

Topics: one wall about the  
intercommunity brawls topic  
and another wall showing the  
Jakarta icons and *Betawi*  
culture





## Mural project at the RPTRA (Child-Friendly Integrated Public Space) of CBU Urban Village





Mural key messages



Drawing



Mural composition



Sketching on the wall





Jadi Jagoan  
Gak Harus dengan  
Tawuran

PERIKATAN  
CIBESUT  
SALAM  
SALAM



**BUTUH  
KAMU**

Saling Mengerti,  
Tahan Emosi

Perbanyak  
Kegiatan Positif,  
Gali Potensi Diri

Jalin Pertemanan,  
Jaga Perdamaian


Jadi Jagoan  
Gak Harus dengan  
Tawuran


...erasan  
...usak Masa Depan !!!

PENGELOLA

## Contents


Theme	Copy (Bahasa Indonesia)	Copy (English)	Visuals
<b>Title</b>	<i>Indonesia Butuh Kamu</i>	Indonesia Needs You	An index finger pointing at the viewer
<b>Inter-community Brawls</b>	<i>Jalin pertemanan, jaga perdamaian</i>	Make friends, make peace	Colourful hands joining together, four friends (two boys and two girls) holding hands
	<i>Kekerasan merusak masa depan</i>	Violence ruins the future	A loving heart shared by parents and a child, a silhouette of a man hitting a member of family
	<i>Perbanyak kegiatan positif, gali potensi diri!</i>	Do lots of positive activities, explore your potential!	Sporting equipment and musical instruments
	<i>Saling mengerti, tahan emosi</i>	Understand each other, don't get angry easily	Two people hugging each other and a crossed-out mouth icon, symbolising no gossiping
	<i>Jadi jagoan gak harus dengan tawuran</i>	Being macho doesn't have to be in a fight	A superhero with a cap and medal, a light bulb, a boxing glove and three people in a fight





## Study 2

Mural project at the Jatinegara Sub-district office, East Jakarta



6 sessions  
(2 online, 4 on-site) =  
6 weeks, every Sunday  
for 5 hours



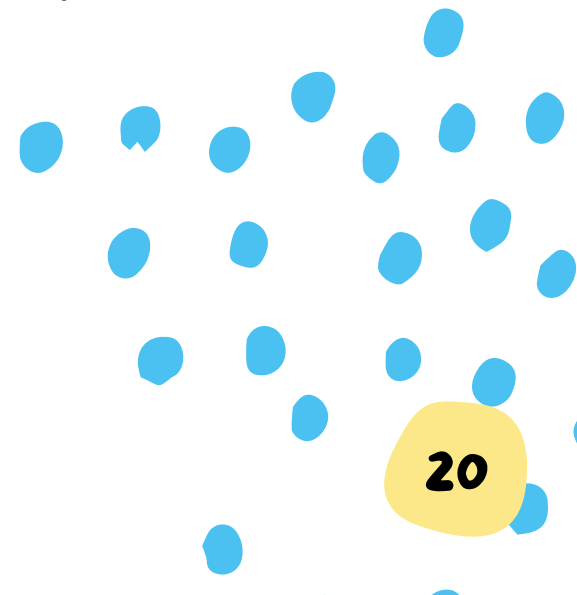
32 members and  
4 youth facilitators of Children's  
Forums from 7 urban villages  
under the Jatinegara Sub-  
district.


2 out of 7 Children's Forums in  
this study have previously  
participated in MAP project.



Murals on 2 walls, one indoor  
and one outdoor.

Topics: children's challenges  
and opportunities - at home, at  
school/Children's Forum, and in  
the neighbourhood.





Mural project at the Jatinegara Sub-district office, East Jakarta



**VISI & MISI  
PEMROV DKI JAKARTA**

**VISI**  
Jakarta kota maju, lestari dan berbudaya  
yang warganya terlibat dalam mewujudkan  
keberadaban, keadilan dan kesejahteraan  
bagi semua.

**MISI**  
Membuat Jakarta kota yang aman, sehat, cerdas, berbudaya, dengan memperkuat nilai-  
nilai keluarga dan memberikan ruang kreativitas melalui kepemimpinan yang inovatif,  
gerakkan dan memajukan.  
Membuat Jakarta kota yang mandiri, maju melalui terciptanya  
ekonomi yang produktif, meningkatkan kualitas sumber daya manusia, meningkatkan keadilan  
percepatan pembangunan infrastruktur, meningkatkan daya saing dan ketahanan, serta  
meningkatkan pengalihan tata ruang.  
Membuat Jakarta tempat yang aman, nyaman, mengabdikan, melayani,  
menyediakan berbagai layanan publik, meningkatkan kualitas elektik, merestorasi dan  
meningkatkan tata kelola lingkungan yang  
Membuat Jakarta kota yang  
Membuat Jakarta kota yang  
Membuat Jakarta kota yang  
Membuat Jakarta kota yang





**Problem identification**



**Discussing youth issues**



**Drawing**



**Mural composition**



Outdoor panels



Painting outdoor wall



Painting indoor panel



Installing outdoor panels










KEBERSAMAAN  
DENGAN  
KELUARGA

lebih  
berharga  
dari apapun



Berusahalah

Jadi yang terbaik,  
bukan yang sempurna



## Contents

Theme	Copy (Bahasa Indonesia)	Copy (English)	Visuals
<b>Title</b>	<i>Remaja Aktif, Mental Positif</i>	Active Youth, Positive Mental Attitudes	-
<b>Family (at home)</b>	<i>I love myself</i>	I love myself	A girl hugging herself while looking at her reflection in the mirror
	<i>Kebersamaan dengan keluarga lebih berharga dari apapun</i>	Being with your family is worth more than anything	Portrays a happy family (father, mother, and a child)
	<i>Berusahalah jadi yang terbaik, bukan yang sempurna</i>	Striving to be better, even if not perfect	Various professions, including a doctor, a pilot, and a policewoman





REMAJA  
AKTIF

MENTAL  
POSITIF



Saling  
Support  
Sesama  
teman

Menjunjung Tinggi Sportifitas




ANAK TERLINDUNGI  
INDONESIA MAJU

FORUM  
ANAK  
JATINEGARA

## Contents

Theme	Copy (Bahasa Indonesia)	Copy (English)	Visuals
<b>Community (at school/ Children's Forum)</b>	<i>Saling support sesama teman</i>	Support each other	A group of friends in different colours holding each other's shoulders with the key message
	<i>Don't bully, be a friend</i>	Don't bully, be a friend	A girl looking sad/scared with many fingers pointed at her
	<i>Menjunjung tinggi sportifitas</i>	Uphold sportsmanship	Icons of people doing various sports



# STOP TAWURAN




Tawuran bukan Solusi

SESAL KEMUDIAN  
TAK BERGUNA



Candu ibadah  
Lebih baik dari pada  
Candu narkoba



SAY NO TO DRUGS

# LESTARIKAN LINGKUNGAN

..... beli tabung Oksigen atau menjaga Oksigen gratis yang sudah ada?



SEPT 22  
MAP  
MOBILE ARTS FOR PEOPLE

FORUM ANAK  
SE-INTINEGARA

## Contents

Theme	Copy (Bahasa Indonesia)	Copy (English)	Visuals
<b>Society (in the neigh- bourhood)</b>	<i>Stop tawuran. Tawuran bukan solusi. Sesal kemudian tak berguna</i>	Stop brawlsing. Brawling is not the answer. There's no use regretting it	Students holding sharp tools with a 'stop' sign
	<i>Anak sehat tanpa narkoba. Say no to drugs</i>	Healthy without drugs. Say no to drugs	A syringe breaking a heart, next to image of pills and bottles
	<i>Mau beli tabung oksigen atau menjaga oksigen gratis yang sudah ada?</i>	Do you want to buy an oxygen tank or keep the free oxygen you have?	Cooperative relationship between trees and humans








## Study 3

Mural project at the RPTRA of Bidara Cina Urban Village



3 sessions (on-site) =  
3 days at the weekends,  
for 5 hours/day





3 members of the Children's Forum  
of Bidara Cina Urban Village,  
17 non-members of the Children's  
Forum and 5 youth facilitators.



Murals on 3 walls.

Topics: playing safe and fair,  
environment, and community  
solidarity.





## Mural project at the RPTRA of Bidara Cina Urban Village





**Problem identification**



**Drawing**



**Audience with local leader**



**Sketching on the wall**








HAMID  
RAJIB  
ILHAM  
JAJA  
NAURA  
REZA  
KEZZO  
HAFIE  
JERICHO

## Contents

Theme	Copy (Bahasa Indonesia)	Copy (English)	Visuals
<b>Title</b>	<i>Tangguh dalam Solidaritas</i>	Tough in Solidarity	-
<b>Playing safe and fair</b>	<i>Taman bermain</i>	Playground	Flowers, butterflies, and bubbles
	<i>Selamat datang, teman</i>	Welcome, friends	-
	<i>Taruh HPmu, ayo ke RPTRA! RPTRA-ku RPTRA-mu RPTRA kita semua</i>	Put down your phone, let's go to RPTRA! My RPTRA Your RPTRA RPTRA for all of us	No mobile phone sign, A boy with a bubble speech is sliding
	<i>Ayo main bareng, saling gantian</i>	Let's play together, take turns	A boy and girl take turns playing on the swing
	<i>Mari berolahraga</i>	Let's exercise	Two people playing badminton, soccer field goal



STOP KEKERASAN  
TERHADAP TERHADAP ANAK

Dinas  
ppapp  
PROVINSI DKI JAKARTA

LAYANAN  
INTEGRASI  
JAKARTA SIAGA  
112

NOMOR TELEPON DARURAT  
PZTP2A 0813 1761 7622  
BEBAS AKSES 24 JAM  
kemas@ttdl.upi.edu | pzt2p2a@ttdl.2017@gmail.com



Hemat Listrik



Dilarang Merokok



No Narkoba



DILARANG  
BUANG  
SAMPAH  
Sembarangan



CINTAILAH BUMI  
karena bumi indah

Ayo  
Menanam  
Pohon



Air




Bella Zahwa  
Tania Sadiyah  
Hiko Fahri  
Jaffas



## Contents


Theme	Copy (Bahasa Indonesia)	Copy (English)	Visuals
<b>Environment</b>	<i>Cintailah bumi</i>	Love the earth	Sunset at sea
	<i>Hemat listrik</i> <i>Dilarang merokok</i> <i>No narkoba</i>	Saving electricity No Smoking No drugs	Light bulb icon No smoking sign No drugs sign
	<i>Dilarang buang sampah sembarangan</i>	No littering	Three different coloured trash cans with one figure of a person throwing away trash
	<i>Ayo menanam pohon</i>	Let's plant trees	The earth, a large tree, and a palm guard the small plants
	<i>Hemat air</i>	Save water	Taps and running water






## Contents


Theme	Copy (Bahasa Indonesia)	Copy (English)	Visuals
<b>Community solidarity</b>	<i>Keluarga Bidara Cina</i>	Bidara Cina Family	-
	<i>Saling menyayangi</i>	Care with each other	Three human figures of different colours are embracing
	<i>Tolong-menolong</i>	Hand in hand	Hands reaching for each other
	<i>Rumahku istanaku Jadikan rumah aman dan nyaman</i>	My house is my palace Make your home safe and comfortable	A house with a flower in front of it and a green garden
	<i>Menjaga kerukunan</i>	Maintain harmony	Residential building
	No bullying	No bullying	Someone with hands pointing at him/her





## Study 4

Mural project under Kampung Melayu flyover bridge, East Jakarta



2 sessions (on-site) =  
2 days at the weekends,  
for 5 hours/day




8 members and  
1 youth facilitator of  
CBU Children's Forum.

10 members and  
1 youth facilitator of Bidara  
Cina Children's Forum.



Murals on 4 pillars under the  
flyover bridge.

Topics: healthy lifestyles, safe  
environment, intercommunity  
brawls, and child exploitation.





Mural project under Kampung Melayu flyover bridge, East Jakarta







**Young people and local leaders**



**Kampung Melayu Flyover**



**Colour mixing**




**Painting process**





## Contents


Theme	Copy (Bahasa Indonesia)	Copy (English)	Visuals
<b>Column 1:</b>  <b>Healthy lifestyle</b>	<i>Masa muda adalah kesempatan. Jadi... yuk manfaatkan dengan BAIK!</i>	Youth is an opportunity, so let's make GOOD USE of it.	Basketball, football, badminton shuttlecocks, music icon
	<i>5 S: Senyum, Salam, Sapa, Sopan, Santun</i>	5 S: Smile, greet, say hello, be polite, be courteous.	Board sign
	<i>No narkoba, dilarang merokok</i>	No drugs. No smoking.	Drugs with prohibition signs, cigarette with prohibition sign
	<i>Biasa bersih hidup jadi sehat</i>	Hygiene habits lead to a healthy life.	Washing hands with running water
	<i>Isi piringku</i>	Food on my plate (balanced eating).	Cutlery and a plate with various types of food
	<i>Air putih 8 gelas/hari</i>	Drink 8 glasses/day	A glass of water





## Contents

Theme	Copy (Bahasa Indonesia)	Copy (English)	Visuals
<b>Column 2:</b>  <b>Save environment</b>	<i>Bumi adalah rumah. Mari jaga bersama</i>	Earth is home, let's protect it together	-
	<i>Hemat air selamatkan bumi</i>	Save water save the earth	Tap water, water drops earth image
	<i>Organik, non-organik, sampah</i>	Trash bins (organic, non-organic, waste)	Three bins in different colours (green, yellow, and red), a man is throwing rubbish
	<i>Matikan lampu jika tidak digunakan. Ayo hemat energi untuk generasi masa depan</i>	Turn off the lights when not in use. Let's save energy for the next generation	A bulb with on-off button
	<i>Ayo tanam pohon. Go green</i>	Let's Plant Trees. Go green	Trees, plants grow, red and white flag (Indonesian national flag), earth, grass/plants





## Contents


Theme	Copy (Bahasa Indonesia)	Copy (English)	Visuals
<b>Column 3:</b>  <b>Inter-community brawlss</b>	<i>Stop tawuran, hidup aman dan nyaman</i>	Stop brawlsing, live safely and conveniently	Icon of 4 people befriend to each other  3 boys holding sharp weapons with a prohibition symbol.  Existing painting: a PPSU sweeping and a woman throwing out trash






## Contents

Theme	Copy (Bahasa Indonesia)	Copy (English)	Visuals
<b>Column 2:</b>  <b>Child exploitation</b>	<i>Stop eksploitasi anak</i>	Stop child exploitation	There is a hand raised holding a sign that says stop child exploitation.  Existing painting: National Monument icon and <i>Ondel-ondel</i> cultural icon of Jakarta
	<i>Bekerja adalah mimpi buruk bagi anak</i>	Working is a nightmare for children	A boy sitting and hugging his knees with a sad expression.
	Child world	Children of the world	A globe with children surround it holding hands
	<i>Love peace</i>	Love peace	A boy holding a ukulele and singing
	<i>Aku masih mau sekolah</i>	I still want to go to school	A girl crying
	<i>Stop pekerja anak!</i>	Stop child labour!	A boy selling stuff next to a traffic light











## Toolkit: Mural guidebook


Following the completion of the mural project series, a youth participatory mural guidebook was co-created with young muralists as a toolkit.

The co-development of the toolkit with mural participants allows participants to reflect on their experiences and learnings. In this case, they are also involved in the analysis process of the participatory mural methods. What worked, what did not work, what were the benefits and challenges, and most importantly, what was a meaningful process for them. Secondly, the toolkit introduces a new model of children's participation in public art in the Jakarta context, where children are not usually the main actors. The toolkit will serve as a means of sharing knowledge of creating murals and practical guidance for the readers to implement the methods in their own neighbourhoods or at schools.





# Sample pages



### Table of Contents

1. Introduction to Mural	8
2. Brief History of Mural	9
3. Purposes and Advantages of Mural	13
4. Participatory Mural	14
5. Role of Each Party	20
6. Media, Tools, and Materials	23
7. Budget	27
8. Legality and Safeguarding	28
9. How to Create Mural in 10 Steps	31
I. Composing the mural message	34
II. Sketching on paper	40
III. Arranging the composition/layout	43
IV. Finalising the mural design draft	46
V. Sketching on the wall	48
VI. Mixing colours	55
VII. Painting on the wall	57
VIII. Finalising the mural	63
IX. Coating the mural	66
X. Mural as a starting point for discussion	67
10. Photo Gallery	69

7

Here's an example of how to look into the issue:

**A**


challenges for the young adults

**Ask stimulating questions for discussion:**

For example:

- How do you feel about living/attending school here?
- What makes you feel comfortable and safe living/learning here?
- What makes you feel less comfortable and safe living/attending school here?

What changes do you want to see/experience?      Who is responsible for the change?      What role can you play in bringing about that change?      ... ?



You should be able to better understand what topics are of mutual concern based on the results of the discussion with the questions above.

35

**B**

**Problem Tree Analysis**

You can also try using Problem Tree Analysis to make it more interesting.

**Leaf:** consequence, impact, result of the problem  
Example: psychological impact, victim not wanting to go to school, etc...

**Tree trunk:** the problem that occurs  
Study case: bullying


**Root:** the roots of the problem, the cause of the problem  
Example: showing power/dominance, join in friends, lack of empathy, etc...

What exactly does it do? A problem tree, on the other hand, assists us in analysing how a problem can occur and what the impact of the problem is. After we understand these two aspects, we can imagine possible solutions to these problems.

36

Questions to reflect:

- Is the message content of our mural...
- ... is clear and easy to understand?**
- ... is accurately targeted?**
- ... contain sensitive issues?**
- ... Does it need to be consulted?**
- ... will build peace or potentially cause conflict?**
- ... will benefit the community and the environment?**



39



**I'm so proud to be able to create a mural with 'my' voice included, and be seen by public. Working alongside the local leaders throughout the mural process make me feel trusted and therefore I feel encouraged to contribute more to my local neighbourhood.**

(Male participant, 16)



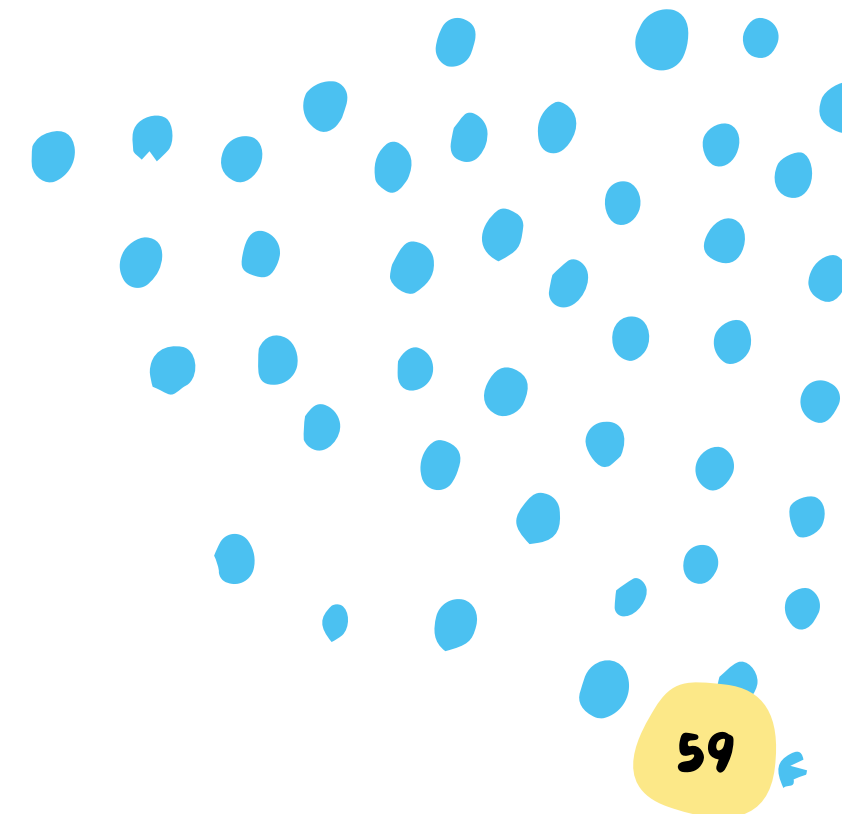
**In this project I met many new friends who are kind and supportive. It makes me very grateful. I've been longing to have such a supportive environment.**

(Female participant, 15)



**I highly appreciate the effort young people put in this mural project. In a way, they have helped me (government) in mapping the urgent and emergent children issues through their reflections and in a creative way."**

(Sub-district Vice Head )





## Links

[Video of the Mural Process \(Study\\_1\)](#)

[Video of the Mural Process \(Study\\_3\)](#)

[Download Mural Guidebook](#)

[Video of the Mural Process \(Study\\_2\)](#)

[Video of the Mural Process \(Study\\_4\)](#)

[Online events \(Zoom recordings\)](#)



**Contact:** Vina Puspita ([vpuspita@lincoln.ac.uk](mailto:vpuspita@lincoln.ac.uk))